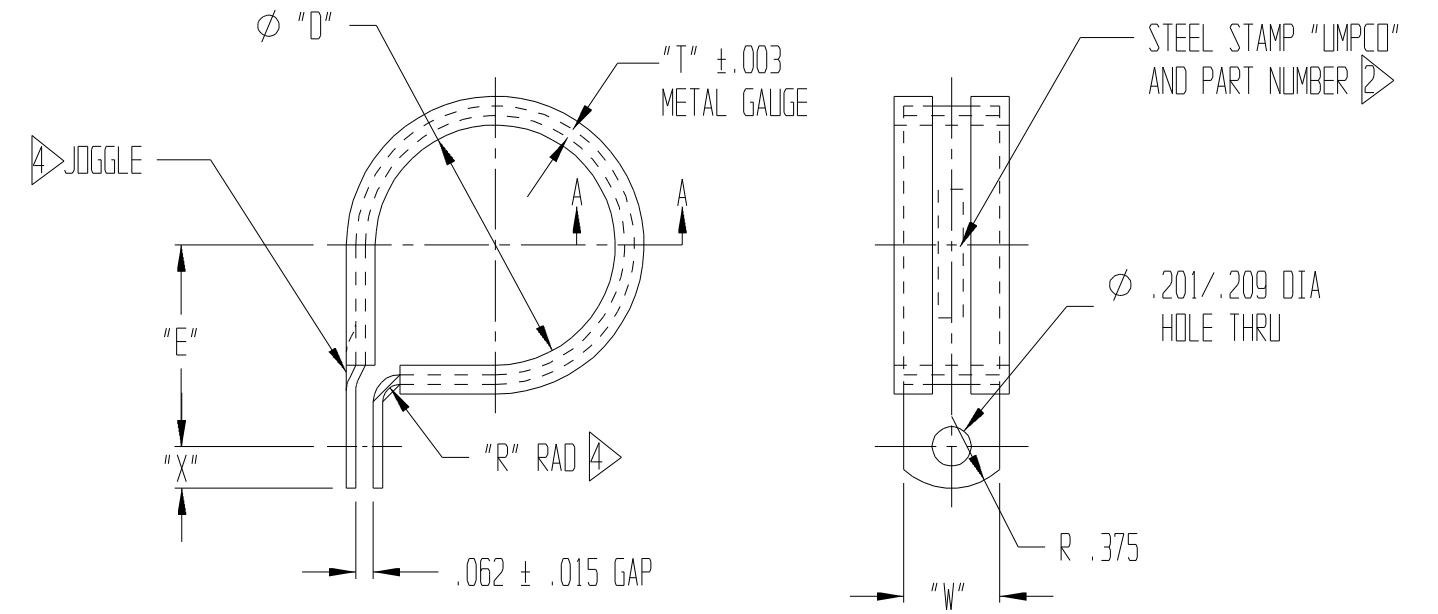



DASH NO.	"D" DIA ±.015	"E" ±.015	"R" ±.015	"T" ±.003		"W"	"X"
				ALUM	STEEL		
-2	1/8"	"D"/2 + .298	.062	.032	.020	.375	.188
-3 THRU -4	3/16" THRU 1/4"	"D"/2 + .330			.025		
-5 THRU -8	5/16" THRU 1/2"	"D"/2 + .342					
-9 THRU -10	9/16" THRU 5/8"	"D"/2 + .342	.109	.040	.032	.500	.218
-11 THRU -12	11/16" THRU 3/4"	"D"/2 + .397					
-13 THRU -16	13/16" THRU 1"	"D"/2 + .397	.125	.050	.050	.500	.218
-17 THRU -19	1 1/16" THRU 1 3/16"	"D"/2 + .397					
-20 THRU -32	1 1/4" THRU 2"	"D"/2 + .423					

S280 F

REV.	CHANGE	DATE	BY	CHK'D
F	SEE DRAWING CHANGE RECORD ON FILE.	01/10/08	LJS	KDG

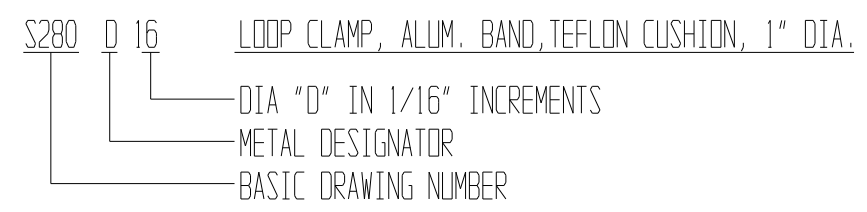


MATERIAL CODES:

METAL: "D" 2024-T42 ALUMINUM ALLOY PER AMS-QQ-A-250/5.
 FINISH. MEDIUM BROWN ANODIZE PER MIL-A-8625 TYPE 2.
 "SS" TYPE 301/302 1/4 HARD STAINLESS STEEL PER AMS 5517/AMS 5903.
 FINISH: NONE

CUSHION: "NO CODE" PREFORMED TEFLON TAPE PER AMS 3652. COLOR: WHITE

EXAMPLE OF PART CALLOUT:



- NOTES:
- 1) CLAMPS FURNISHED IN THE NORMAL OPEN (SPRINGBACK) CONDITION.
 - 2) SIZES -2 & -3 SHALL BE MARKED WITH NUMERAL 2 & 3 ONLY.
 - 3) INSPECT PER MIL-C-8603 CLOSURE TEST, CURRENT REV.
 - 4) REINFORCED JOGGLE & BEAD -6 AND LARGER PER DS1010

LIMITS ON DIMENSIONS UNLESS OTHERWISE SPECIFIED		ANGULAR	±	REQ' MNTS PER ASSEMBLY	PART NUMBER	QTY REQ'D	MATERIAL AND/OR PART NAME	MATERIAL SPECIFICATIONS					
		DECIMAL	.XX ± .03 .XXX ± .010										
GENERAL MACHINE FINISHES EXCEPT AS NOTED: ✓ PER ANSI B-46-1				CADKEY INFO: VER 7.50 OFFSET: X/- .030, Y/- .312 PLOT SCALE: 1.0		UMPCO, Inc. FSCM/CAGE CODE No. 18076 GARDEN GROVE, CALIFORNIA		KEL	EHK	LJS	SMJ	SCALE = NONE	
REMOVE ALL BURRS AND BREAK SHARP EDGES .010 MAX				LOCKHEED GEN. DYNAMICS C2874		CLAMP, LOOP TYPE-SUPPORT TEFLON CUSHIONED		6-25-65	6-25-65	01-16-02	11-30-98	S280	
NOTED	NOTED	ACT WEIGHT		No. REQ'D	NEXT ASSEMBLY	PART AND/OR ASSEMBLY NAME				PRINT NUMBER			
HEAT TREAT	FINISH	CALC WGT								S280			